



Adult Teaching Suggestions

We hope you find these Pre-Key Stage Standard suggestions useful. Please be aware that the suggestions and resources mentioned are potential ways to check understanding relating to the relevant strands. Other resources may be needed in addition to those suggested.

Strand B

The pupil can distinguish between 'one' and 'lots', when shown an example of a single object and a group of objects. The following activities are designed to develop the pupil's ability to distinguish between 'one' and 'lots' when they are shown an example of a single object and a group of objects. Each of the Teaching Ideas are linked to a resource in this pack.

Activity Suggestions

Teaching Idea 1


Use sensory items relevant to your pupils to make groups of 'one' and 'lots'. For example, gather five sweets or biscuits, make a pile of 'lots' and an area for just 'one'. See if pupils can identify and distinguish between 'one' and 'lots'. Then, extend pupils' learning to see if they can apply their understanding to create a group of 'lots' and then 'one' out of these materials themselves.

Create scenarios to see if they can illustrate and understand the difference between 'one' and 'lots'.



Teaching Idea 2

Using chalk, model on the floor or playground how to draw two circles. In one circle, draw just one line and in the other draw lots of lines. Encourage children to differentiate between the two. Use the **One and Lots Teaching Posters** to label the circles drawn.



Teaching Idea 3

Go on a walk around the school grounds and collect various natural materials, such as stones, leaves and sticks. Start with one group of materials, e.g. the stones. Work with pupils to make a pile of 'lots' of stones or 'one' stone. See if pupils can do this independently, then ask them to point at 'lots' and 'one'. Repeat this task with sticks, leaves or other materials. Create different groups of 'one' and 'lots' for pupils to identify.

Use the **One and Keyword Cards** and the **One and Lots Visual Support Posters** to support and develop the key language for this strand.





Explore and Discover More

Below are some links to more pre-key stage standard resources that will help and support you with the statutory framework. All the resources have been created by our team of specialists.

Adult Teaching Suggestions
Grid Game 3-5
1 2 3
9 10
Ink saving Eco

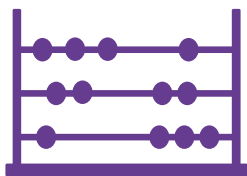
Adult Teaching Suggestions
small big
small big
small big
Ink saving Eco

Adult Teaching Suggestions
Ink saving Eco

Adult Teaching Suggestions
Tracing the Shapes
Eco

Adult Teaching Suggestions
Ink saving Eco

Adult Teaching Suggestions
The Zoo Vet
Ink saving Eco




Maths




English Writing

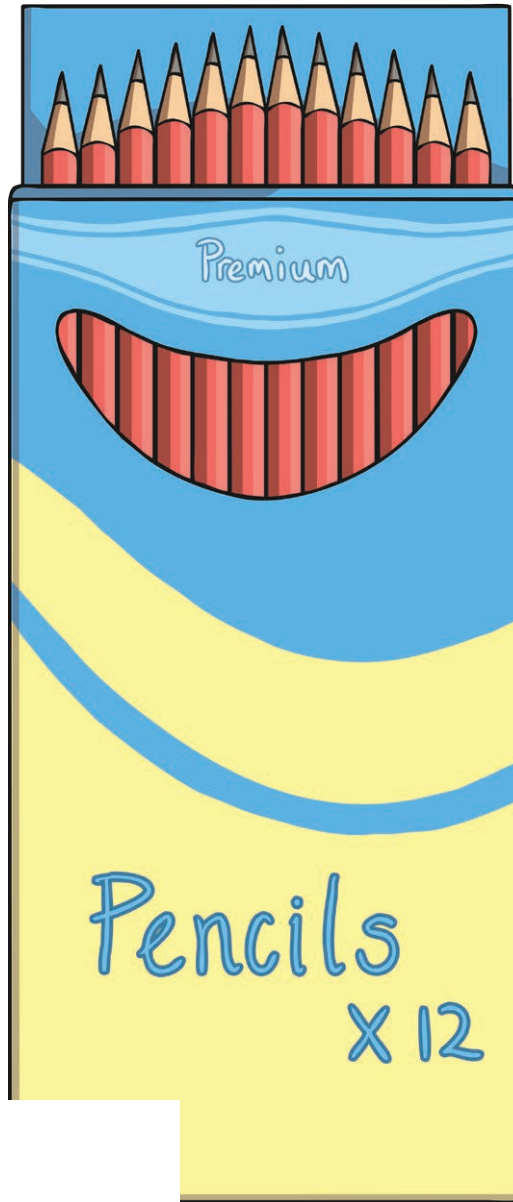


English Reading




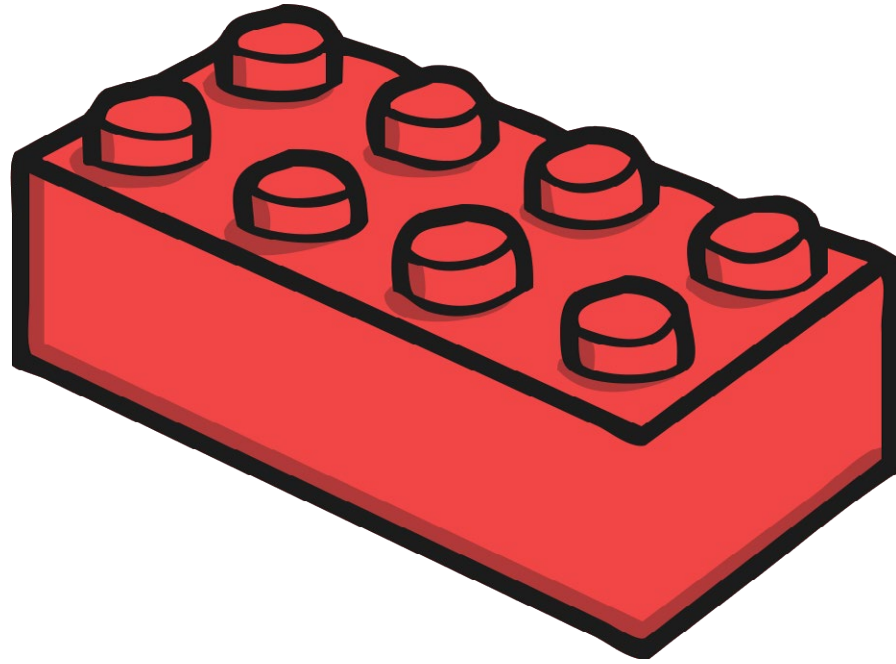




















one



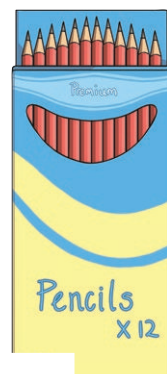
lots



one



lots



one

lots

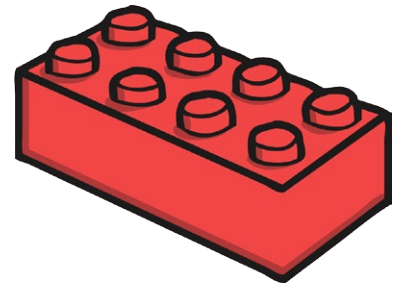
one



lots



one



lots



one



lots



one



lots




one



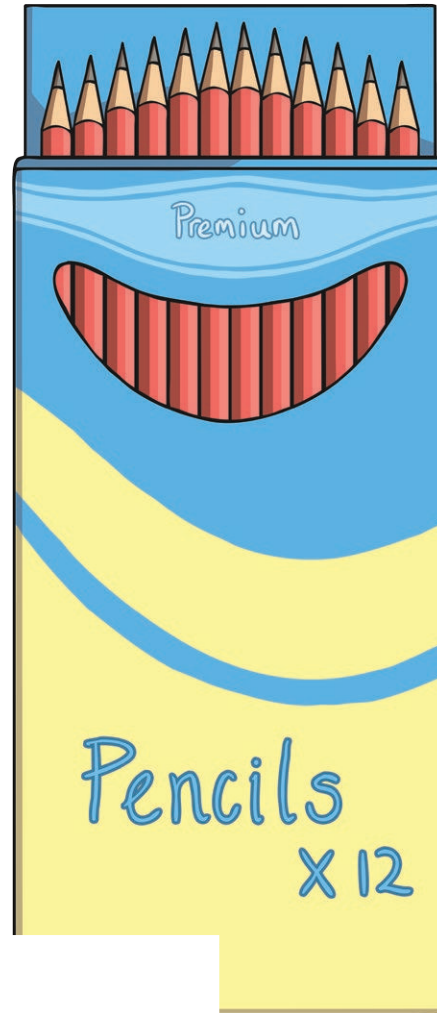
lots



one




lots



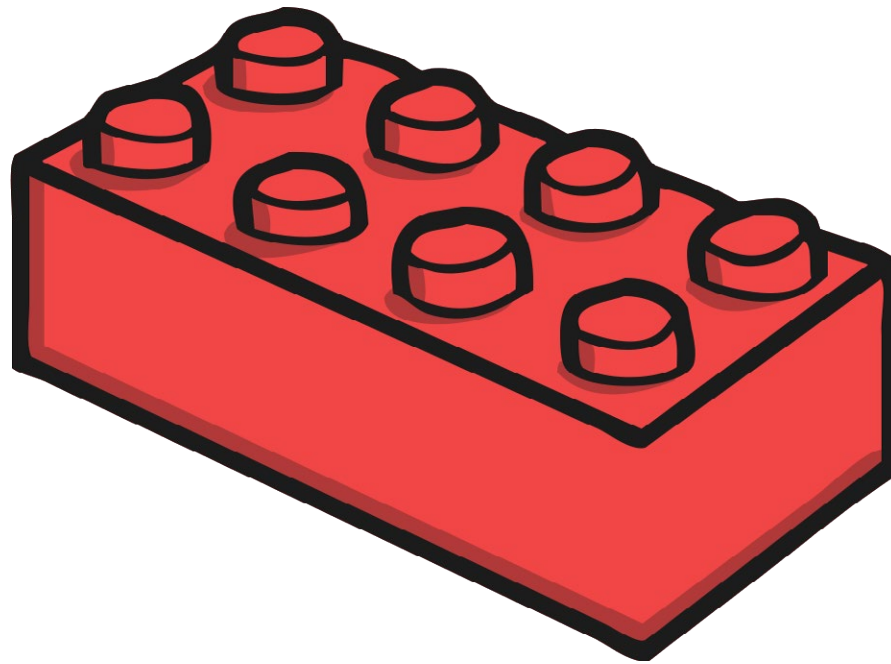
one




lots



one



lots



one



lots

